

Dry Eye

Your arrival at this page makes it likely that you or someone you know suffers from the discomfort of dry eye. Our Practice is a member of the [Triangle Dry Eye Network](#) a network of practices dedicated to the proper diagnosis and treatment of all forms of Ocular Surface Disease (OSD = dry eye). All network practices have access to the latest technology for diagnosis and treatment of dry eye.

Dry Eye Symptoms

Patients often present with signs and symptoms of dry eye such as:

- Burning and redness
- Ocular fatigue
- Foreign body sensation
- Sensitivity to light
- Excessive tearing
- Symptoms worsen later in the day
- Transient blurring
- Contact lens intolerance



What is the cause of Dry Eye?

Dry Eye is caused by either a lack of tears (**aqueous dry eye**) or a premature evaporation of the tears between blinks (**evaporative dry eye**). Evaporative dry eye is far more common and comprises greater than 8 of 10 dry eye patients. Regardless of its cause we take the time to make an accurate diagnosis so that we can provide the best treatment that returns comfort to all of your daily activities.

Diagnostic Instrumentation

We employ a variety of instruments and techniques to enable a proper diagnosis. Taken together, utilization of the following technologies helps us to arrive at an accurate diagnosis base on meibomian gland **structure** and **function**, and other markers for Ocular Surface Disease.

Lipiview




Lipiview enables us to measure both the thickness of the lipid (oil) layer of your tears and how well you blink.

Oculus 5 M



Oculus 5 M captures images of the meibomian glands allowing us to see **gland structure** that indicate dysfunction.

TearScan



TearScan enables us to differentiate between ocular allergy and aqueous or evaporative causes of discomfort.


MGE



The Meibomian Gland Evaluator (MGE) enables us to determine the current state of **gland function**.

Treatment

Depending on the diagnosis we choose the treatment that directs care for the best result for you -- comfortable eyes.



LipiFlow® is a new procedure designed to treat the root cause of most dry eye - evaporation of the tear film due to inadequate protective lipid (oil) produced by the meibomian glands of the lids. Opening and clearing these blocked glands allow them to resume natural production of lipids (oils) needed for a healthy tear film. A non-invasive treatment, Lipiflow is a simple in-office procedure and only takes a few minutes!

Punctal Plugs

Plugs are used to address the inadequate tear production of aqueous dry eye. A simple in-office procedure can be completed in minutes.

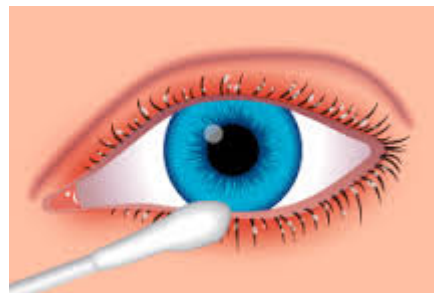


Eye Drops

With literally dozens of drops in the pharmacy it's hard to know which one is best for your dry eye symptoms. We correctly prescribe both over the counter (OTC) as well as prescription drops that best meet your needs.

Eyelid Maintenance Products

Dry eye sufferers often have lid irritation or infection that requires ongoing treatment. Among the many products available, both over the counter and prescription medications we know what works best for you.



Proper Diagnosis and Treatment with the Triangle Dry Eye Network practitioners

We take dry eye disease seriously. Patients may feel brushed aside in some eye care practices because diagnosis and treatment can be complex and time consuming. We take the time to discover the root causes of your dry eye condition and design a treatment plan to address your needs.

If you have been unable to obtain relief from either over-the-counter or prescription remedies you have tried, it may be because they have not targeted the primary cause of your condition. To determine the cause, you should consider having an initial dry eye evaluation at our office.

When calling for an appointment, please identify the symptoms you are having and state that you would like to be seen for an initial dry eye evaluation.

Diagnostic and treatment visits may or may not be partially or completely covered by insurance plans. Please enquire when making an appointment.